



MULTICHANNEL POWER AMPLIFIER

DA-500FH
(CE301/CE-GB/CE-AU)

DESCRIPTION

The DA-500FH is a 4-Channel Digital Power Amplifier designed for 100 V line high-impedance distribution and features lightweight, compact, high power output, and high efficiency. It delivers 500 W × 4 channels (20 Ω output) using a switching power supply. Each channel is equipped with an independent power section. It can be electrically isolated from the high-impedance speaker system by attaching the MT-251H Output Transformer (optional). Its Control/Monitor terminals permit power ON/OFF control of the individual channels and status monitoring for the power ON/OFF on each channel, protection on each channel, and fan operation. Prepare the control panel or status monitor display panel separately. It can be mounted in an EIA Standard equipment rack (2 unit size).

SPECIFICATIONS

*0 dB = 0.775 V

Power Source	220 – 240 V AC, 50/60 Hz
Amplification System	Class D
Power Consumption	460 W (based on EN standards) 2350 W (rated output 100 V line, 20 Ω × 4)
Input	4 circuits, +4 dB* (1.23 V) (input level control in maximum position), 10 kΩ, electronically-balanced, removable terminal block (3 pins), XLR-3-31 type connector CH 1 mode ON/OFF switch (ON: CH 1 to All ch, OFF: Each ch)
Rated Output	4 channels: 500 W × 4 (100 V line, 20 Ω) M4 screw terminal, distance between barriers: 8.8 mm (0.35")
Frequency Response	50 Hz – 20 kHz (–3 dB, +1 dB)
Total Harmonic Distortion	0.1 % (1 kHz) 0.3 % (100 Hz – 20 kHz)
Protection Circuit	Protection against excessive current flow due to overload, short circuit, unusual DC voltage output, temperature rise at power amp. heat sink (100 °C (212 °F) or more), temperature rise at power supply heat sink (80 °C (176 °F) or more)
S/N Ratio	100 dB (A-weighted)
Crosstalk	70 dB (A-weighted)
Control/Monitor	Control input: Power ON/OFF status of the individual channels photocoupler input, drive voltage: 9 V DC (Min) – 14 V (Max), 12 V (Typ) Monitor output: Power ON/OFF status of the individual channels, Protection status of the individual channels, Fan operation status photocoupler open collector output, withstand voltage: 30 V DC, control current: 12 mA or less Connector: RJ-45 connector × 2 Connection cable: Shielded Category 5 twisted pair cable for LAN (CAT5-STP) Maximum cable distance: 600 m (656.17 yd)
LED Indicator	Power (blue) × 1, Input (green) × 4, Output (yellow) × 4, Peak (red) × 4, Protect (red) × 4
Cooling	Forced air cooling
Operating Temperature	–10 °C to +40 °C (14 °F to 104 °F)
Operating Humidity	90 %RH or less (no condensation)
Finish	Panel: Aluminum, black, alumite Case: Plated steel sheet
Dimensions	482 (W) × 88.4 (H) × 404.2 (D) mm (18.98" × 3.48" × 15.91")
Weight	9 kg (19.84 lb)
Accessory	Power cord (2 m (6.56 ft)) ∙1, Removable terminal plug (3 pins) ∙4, Rack mounting screw (with washer) ∙4, Tamper-proof cap ∙4
Option	Matching transformer: MT-251H

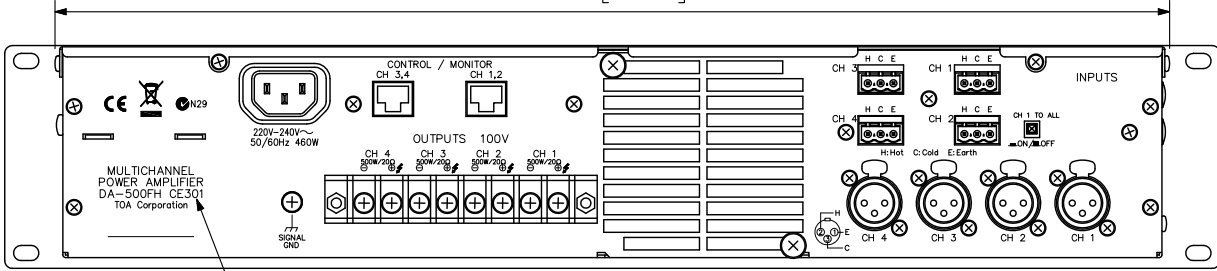


MULTICHANNEL POWER AMPLIFIER

DA-500FH
(CE301/CE-GB/CE-AU)

■ APPEARANCE

442 [17.4"]



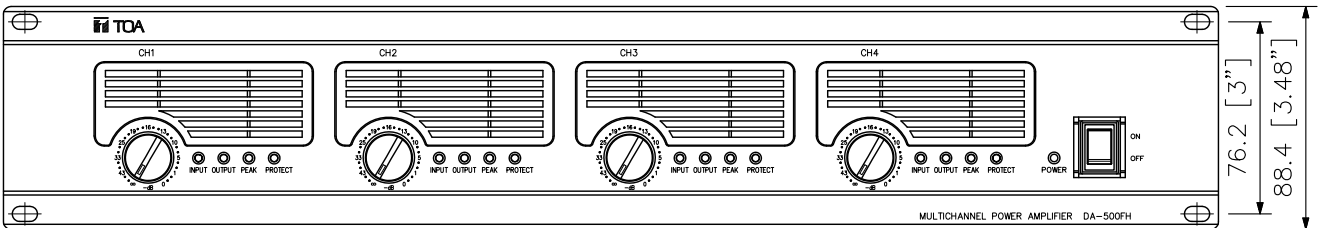
Other product versions CE-GB and CE-AU are available depending on the power cord type.

Rear View

MODEL	AC plug
CE301	
CE-GB	
CE-AU	

482 [18.98"]

465 [18.31"]

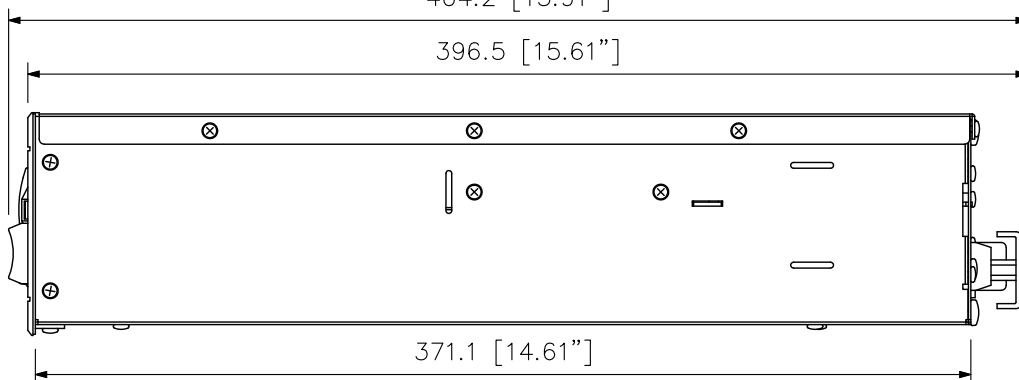


76.2 [3"]
88.4 [3.48"]

Front View

404.2 [15.91"]

396.5 [15.61"]



371.1 [14.61"]

Side View

UNIT: mm SCALE: 1/3